

PHOENIX GOLD®



SUBWOOFER MANUAL MANUEL DE SUBWOOFER

Models: RX110, RX110d, RX112, RX112d

Features

- One Piece Polypropylene Dustcap
- High Temperature 2 Inch OFC Voice Coils
- Long Throw Rubber Surround
- Optimized for Sealed or Vented Enclosures
- Rigid Powder Coated Steel Frame
- Nickel Plated 12 Gauge Speaker Terminals
- High Excursion Motor Design

Caractéristiques

- Pare-poussière monopiece
- Bobines acoustiques en cuivre exempt d'oxygène à haute température
- Enceinte d'ambiance avec contour en caoutchouc de longue portée
- Optimisé pour les boîtiers étanches ou porté
- Panier rigide en acier
- Bornes d'enceinte nickelées de calibre 12
- Modèle de moteur à grand battement

ENCLOSURES

ENCLOSURE INFORMATION

Phoenix Gold subwoofers are overbuilt in virtually every way conceivable. It is important that the subwoofer's enclosure is built to these same exacting standards. The enclosure must be constructed of at least .75 inch MDF. Screws or air staples are excellent construction fasteners when used with a strong bonding "yellow" wood working glue that can fill joint gaps. Be sure that the enclosure's panels are airtight at all joining seams. Lining the walls with a polyester matting 1 to 3 inches thick is sufficient.

Your PG dealer has extensive knowledge, tools and the experience needed for the design and construction necessary for your subwoofer application. We also recommend you consult with your dealer for specific technical assistance related to your installation. The charts provided should be used as a reference when building an enclosure for your subwoofer. The charts contain several enclosure types. The Sound Quality enclosure provides deeper, tighter, and more musical output to truly reproduce the original source material. The SPL enclosure fits the "basshead's" need for maximum output while sacrificing some sound quality. The normal enclosure is a balance between SPL and SQ.

INFORMATIONS SUR L'ENCEINTE

Les caissons d'extrêmes graves sont fabriqués en fonction de normes rigoureuses afin de fournir des années de plaisir acoustique. Il est important que l'enceinte du caisson des extrêmes graves soit construite en fonction de ces mêmes normes rigoureuses. L'enceinte doit comprendre au moins un RP d'au moins 3/4" de pouces. Les vis ou agrafeuses pneumatiques constituent d'excellentes pièces de fixation lorsqu'elles sont utilisées avec une colle forte de couleur «jaune» pour le travail du bois qui peut combler les écarts de jointures. Assurez-vous que les panneaux de l'enceinte soient étanches au niveau de toutes les piqûres de liaison. Le revêtement des murs à l'aide d'une natte en polyester épaisse de 1 à 3 pouces suffit.

Votre concessionnaire PG dispose de grandes connaissances, d'outils et d'expérience requise pour la conception et la constructions de votre application de caisson d'extrêmes graves. Nous recommandons également de consulter votre concessionnaire afin d'obtenir une assistance technique spécifique se rapportant à votre installation. Les tableaux fournis devraient être utilisés comme référence au moment de construire une enceinte pour votre caisson aux extrêmes graves PG. Les tableaux présentent plusieurs types d'enceinte. L'enceinte de Qualité du son offre une sortie de musique qui est plus profonde, plus serrée et davantage de sortie sonore afin de reproduire véritablement le matériau source d'origine. L'enceinte SPL satisfait le besoin en «basshead» pour une sortie maximale tout en sacrifiant un peu de la qualité du son.

ENCLOSURE RECOMMENDATIONS

SEALED VOLUME(cu.ft.)	RX110 RX110d	RX112 RX112d
SPL	0.3	0.75
Normal	0.6	1.1
SQ	0.8	1.5

- For vented enclosures a subsonic filter set at 30Hz to 40Hz is highly recommended.

- Sealed enclosure volumes INCLUDE THE DISPLACEMENT of the subwoofer.

- Vented enclosure volumes INCLUDE THE DISPLACEMENT of the subwoofer. But DO NOT include displacement of the vent.

- In many cases, a 4 inch round vent/port can be used instead of a rectangle/slot vent. This can reduce the vent length and simplify the enclosure construction. However, in some rare cases at high power a small amount of port noise maybe audible. The provided slot/rectangle ports will provide maximum performance and the most predictable results. Contact technical support for additional enclosure options.

VENTED - SPL	RX110 RX110d	RX112 RX112d
Volume(cu.ft.)	1.25	1.5
Vent Opening(in.)	2 x 10	2 x 10
Vent Length(in.)	25.25	22.5
Tuning Freq	42Hz	40Hz

VENTED - Normal	RX110 RX110d	RX112 RX112d
Volume(cu.ft.)	1.5	1.75
Vent Opening(in.)	2 x 10	2 x 10
Vent Length (in.)	25.5	24.75
Tuning Freq	38Hz	36Hz

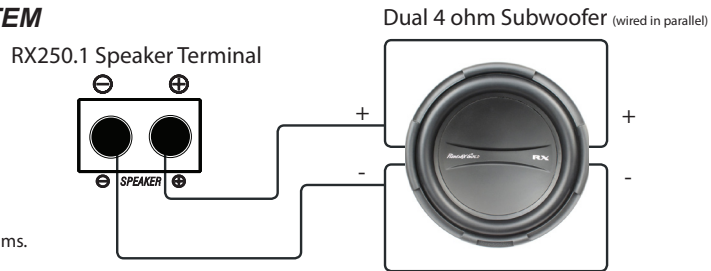
VENTED - SQ	RX110 RX110d	RX112 RX112d
Volume(cu.ft.)	2.0	2.25
Vent Opening(in.)	2 x 10	2 x 10
Vent Length(in.)	23	23
Tuning Freq	34Hz	32Hz

SYSTEM DIAGRAMS

RX112d SINGLE SUBWOOFER SYSTEM

RX250.1 + (1) RX112d

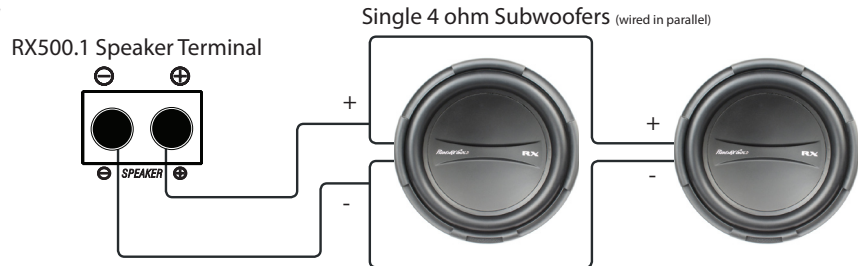
All voice coils are wired in parallel for 2 ohm load.
 RX250.1 makes maximum power into 2 ohm load.
 Toutes les bobines mobiles sont câblées en parallèle de 2 Ohms.
 RX250.1 faire puissance maximale en 2 Ohms.



RX112 DUAL SUBWOOFER SYSTEM

RX500.1 + (2) RX112

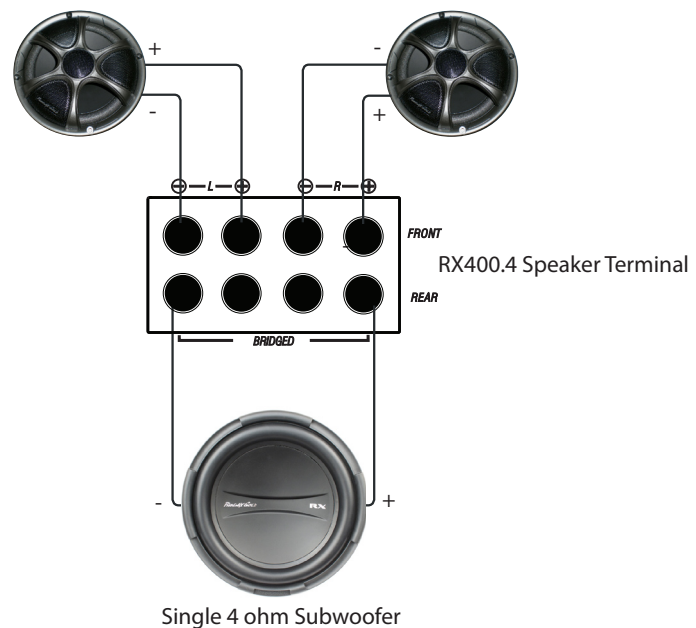
All voice coils are wired in parallel for 2 ohm load.
 RX500.1 makes maximum power into 2 ohm load.
 Toutes les bobines mobiles sont câblées en parallèle pour 2 Ohms.
 RX500.1 rend la puissance maximale de charge en 2 ohm.



RX112 FOUR CHANNEL SYSTEM

RX400.4 + R65CX 4 ohms stereo front
 and RX112 4 ohms bridged rear

RX400.4 makes maximum power into a 4 ohm bridged load.
 RX400.4 faire puissance maximale en 4 ohm charge comblé.



SPECIFICATIONS

T/S Parameters:	RX110	RX110d	RX112	RX112d
Re (Dcr)	3.4	1.7	3.5	1.7
FS (Hz)	33.8	32.9	28.5	28.0
Sd (SqM)	.035	.035	.05	.05
BL TM	12.3	8.3	13.3	8.4
Qms	4.2	4.03	3.7	3.5
Qes	.553	.568	.601	.667
Qts	.49	.5	.52	.56
Vas (liters)	32.6	35.8	62.63	70.60
Cms (uM/N)	191.39	210.35	183.04	206.34
Mms (gms)	116.09	111.32	169.88	156.11
SPL	90dB	90dB	90dB	90dB
Impedance	Single 4	Dual 4	Single 4	Dual 4

Specifications:	RX110 RX110d	RX112 RX112d
RMS Power Handling	200 watts	200 watts
Xmax (Peak to Peak)	25mm	25mm
Mounting Diameter	9 1/4in - 235mm	11 1/8in - 282mm
Mounting Depth	5 1/4in - 133mm	5 3/4in - 145mm

*Specifications subject to change

PHOENIX GOLD

Phoenix Gold
 A Division of AAMP of America™
 13190 56th Court
 Clearwater, Florida 33760
 P: 866-788-4237
 info@phoenixgold.com
 www.phoenixgold.com
 © 2013 AAMP of Florida, Inc

Designed and Engineered in the USA

LIMITED WARRANTY

Phoenix Gold warrants this product to be free of defects in materials and workmanship for a period of one (1) year from the original date of purchase. This warranty is not transferable and applies only to the original purchaser from an authorized Phoenix Gold dealer in the United States of America only. Should service be necessary under this warranty for any reason due to manufacturing defect or malfunction, Phoenix Gold will (at its discretion), repair or replace the defective product with new or remanufactured product at no charge. Damage caused by the following is not covered under warranty: accident, misuse, abuse, product modification or neglect, failure to follow installation instructions, unauthorized repair attempts, misrepresentations by the seller. This warranty does not cover incidental or consequential damages and does not cover the cost of removing or reinstalling the unit(s). Cosmetic damage due to accident or normal wear and tear is not covered under warranty.

INTERNATIONAL WARRANTIES:

Products purchased outside the United States of America are covered only by that country's Authorized Phoenix Gold reseller and not by Phoenix Gold. Consumers needing service or warranty information for these products must contact that country's reseller for information.