


Installation manual for: **FORD**

Mondeo 2003 - 2007,





Installation kit includes the following items:

- * 1X 2-ISO 100 mm. metal bracket
- * 1X Fixing trim
- * 1X Replacement Panel
- * 2X Mounting plates
- * 2X Mounting spacers
- * 2X Radio removal keys
- * 4X Screws
- * 2X Cushion



We advice to use the following positions.
Other positions are also possible.

Use position 2 marked with a cross.
Use position 16 & 18 marked with an arrow
Measured from left to right.



* Mount the plates.




Remove the original radio using Ford radio release keys.



Un-plug and remove head unit.



Fit the double din metal bracket.



Push in the metal clip to secure the cage into place.



Fit the head unit into the cage, then fit the replacement panels.